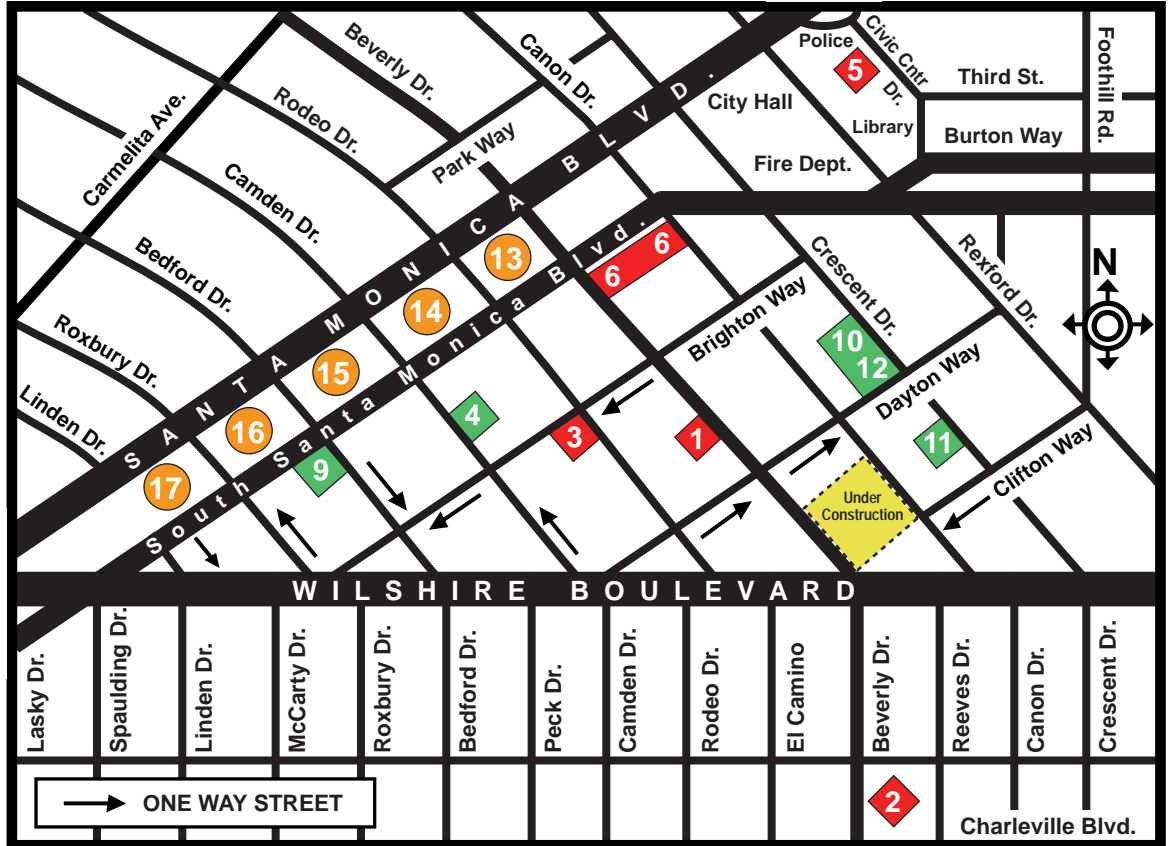








# GUIDE TO CITY OF BEVERLY HILLS FREE PARKING

## AND OTHER PARKING PROGRAMS




### First Two Hours Free Parking

#### Self Park Structures

-  345 N. Beverly Drive
-  216 S. Beverly Drive
-  9510 Brighton Way
-  450 N. Rexford Drive
-  438 N. Beverly Dr. - 439 N. Canon Dr.
-  321 S. La Cienega Blvd. (not shown on map)



#### Future Lot (Under Construction)






-  241 N. Canon Dr. - 240 N. Beverly Dr.

### First One Hour Free Parking

#### Self Park Structures

-  440 N. Camden Drive
-  461 N. Bedford Drive
-  333 N. Crescent Drive
-  221 N. Crescent Drive
-  9361 Dayton Way

### 3 Hour Meter Parking Structures

-  SM-1, 485 N. Beverly Drive  
Beverly - Rodeo Drive
-  SM-2, 485 N. Rodeo Drive  
Rodeo - Camden Drive
-  SM-3, 485 N. Camden Drive  
Camden - Bedford Drive
-  SM-4, 485 N. Beverly Drive  
Bedford - Roxbury Drive
-  SM-5, 485 N. Roxbury Drive  
Roxbury - Linden Drive



# CITY OF BEVERLY HILLS

## PARKING FACILITY INFORMATION SHEET

Effective: April 01, 2009

FACILITY LOCATION	PARKING HOURS*	HGT CLEARANCE	PARKING RATES
BEVERLY NORTH 345 N. Beverly Drive (Self-Park Structure)	Mon. - Sat. 8 a.m. - 12 a.m. Sun. 8:30 a.m. - 10 p.m.	Entrance and Handicap area 8'2"  Other areas in the facility 7'0"	Two Hours Free Thereafter \$2.00 Per ½ Hour \$3.00 Flat Rate Vehicles Entering After 6 p.m. Daily Maximum - \$16.00 Monthly Rate - None
BEVERLY SOUTH 216 S. Beverly Drive (Self Park Structure)	Daily 6 a.m. - 12 a.m.	7'2"	Two Hours Free Thereafter \$2.00 Per ½ Hour \$3.00 Flat Rate Vehicles Entering After 6 p.m. Overnight Parking-\$2.00 Vehicles Entering After 6 p.m. and Exiting Before 9 a.m. w/Overnight Permit Daily Maximum - \$16.00 Monthly Rate - \$185.00
BEVERLY - CANON 439 N. Beverly Drive 438 N Canon Drive (Self-Parking Structure / Limited Valet Service)	Mon. - Fri. 6 a.m. - 12 a.m. Sat. - Sun. 8 a.m. - 12 a.m.	Entrance and Handicap area 8'2"  Other areas in the facility 7'0"	Two Hours Free Thereafter \$2.00 Per ½ Hour \$3.00 Flat Rate Vehicles Entering After 6 p.m. Daily Maximum - \$16.00 Monthly Rate - None
BEVERLY - CANON GARDENS 242 N Beverly Dr 241 N Canon Dr (Self Park Structure)	Open 24 Hrs Daily	Entrance 8'2"  Other areas in the facility 7'6"	\$2.00 First Hour \$2.00 Second Hour Thereafter \$2.00 Per ½ Hour \$3.00 Flat Rate Vehicles Entering After 6 p.m. Daily Maximum - \$16.00 Special Event - \$8.00 Monthly Rate - \$100.00
BRIGHTON 9510 Brighton Way (Self Park Structure)	Mon. - Sat. 8 a.m. - 9 p.m. Sun. 12 Noon - 8 p.m.	6'6"	Two Hours Free Thereafter \$2.00 Per ½ Hour \$3.00 Flat Rate Vehicles Entering After 6 p.m. Daily Maximum - \$16.00 Monthly Rate - \$135.00
CAMDEN 440 N. Camden Drive (Self Park Structure)	Mon. - Sat. 7 a.m. - 11 p.m.	6'9"	One Hour Free Second Hour \$1.00 Per ½ Hour Thereafter \$2.00 Per ½ Hour \$3.00 Flat Rate Vehicles Entering After 6 p.m. Daily Maximum - \$16.00 Monthly Rate - \$135.00

FACILITY LOCATION	PARKING HOURS	HGT CLEARANCE	PARKING RATES
BEDFORD 461 N. Bedford Drive (Self Park Structure)	Mon. - Wed. 6 a.m. - 10 p.m. Thurs. - Sat. 6 a.m. - 12 a.m.	6'5"	One Hour Free Then \$2.00 Per 1/2 Hour \$3.00 Flat Rate Vehicles Entering After 6 p.m. Daily Maximum - \$16.00 Monthly Rate - \$145.00
REXFORD 450 N. Rexford Drive (Self Park Structure)	Open 24 Hours Daily	6'10"	First 2 Hours Free Then \$0.75 Per 1/2 Hour No Charge Vehicles Entering After 5 p.m. and Exiting Before 6 a.m. Daily Maximum - \$9.00 Monthly Rate - None
LA CIENEGA 321 S. La Cienega Blvd. (Self Park Structure)	Mon. - Fri. 6 a.m. - 11 p.m. Sat. - Sun. 6 a.m. - 11 p.m. <b>(No Parking Attendant on Duty)</b>	<b>Entrance and Handicap area 8'2"</b>  <b>Other areas in the facility 6'10"</b>	First 2 Hours Free Then \$1.00 Per 1/2 Hour No Charge Vehicles Entering After 4 p.m. to Closing or All Day Sat. & Sun. Daily Maximum - \$9.00 Monthly Rate - \$85.00
CRESCENT NORTH 333 N. Crescent Drive (Self Park Structure)	Mon. - Fri. 7:30 a.m.- 10 p.m. Sat. 7:30 a.m.- 8 p.m.	6'10"	One Hour Free Second Hour \$1.00 Per 1/2 Hour Thereafter \$2.00 Per 1/2 Hour \$3.00 Flat Rate Vehicles Entering After 6 p.m. Daily Maximum - \$9.00 Early Bird - \$4.25 All Day - Vehicles entering before 10 a.m. Monthly Rate - \$95.00
CRESCENT SOUTH 221 N. Crescent Drive (Self Park Structure)	Daily 6 a.m. - 12 a.m.	6'10"	One Hour Free Second Hour \$1.00 Per 1/2 Hour Thereafter \$2.00 Per 1/2 Hour \$3.00 Flat Rate Vehicles Entering After 6 p.m. Daily Maximum - \$9.00 Early Bird-\$4.25 All Day-Vehicles entering before 10 a.m. Monthly Rate - \$90.00
DAYTON 9361 Dayton Way (Self Park Structure)	Mon. - Fri. 6 a.m. - 10 p.m. Sat. 6 a.m. - 8 p.m. Sun 8 a.m. - 3 p.m.	6'10"	One Hour Free Second Hour \$1.00 Per 1/2 Hour Thereafter \$2.00 Per 1/2 Hour \$3.00 Flat Rate Vehicles Entering After 6 p.m. Daily Maximum - \$12.00 Monthly Rate - \$95.00
SM-1 485 N. Beverly Drive Beverly-Rodeo Drive (Automated Pay Station)	Mon. - Sat. 8 a.m. - 6 p.m.	U 8'2" L 6'6"	3 Hour Parking \$1 Per Hour Daily Maximum - None Monthly Rate - None
SM-2 485 N. Rodeo Drive Rodeo-Camden Drive (Automated Pay Station)	Mon. - Sat. 8 a.m. - 6 p.m.	U 8'2" L 6'6"	3 Hour Parking \$1 Per Hour Daily Maximum - None Monthly Rate - None

FACILITY LOCATION	PARKING HOURS	HGT CLEARANCE	PARKING RATES
SM-3 485 N. Camden Drive Camden-Bedford Drive (Automated Pay Station)	Mon. - Sat. 8 a.m. - 6 p.m.	U    8'2" L    6'6"	3 Hour Parking \$1 Per Hour Daily Maximum – None Monthly Rate - \$125.00
SM-4 485 N. Bedford Drive Bedford-Roxbury Drive (Automated Pay Station)	Mon. - Sat. 8 a.m. - 6 p.m.	U    8'2" L    6'6"	3 Hour Parking Meters \$1 Per Hour Daily Maximum – None Monthly Rate - \$125.00
SM-5 485 N. Roxbury Drive Roxbury-Linden Drive (Automated Pay Station)	Mon. - Sat. 8 a.m. - 6 p.m.	U    8'2" L    6'6"	3 Hour Parking Meters \$1 Per Hour Daily Maximum – None Monthly Rate - \$125.00

Legend:      UR - Upper regular  
               LR - Lower regular  
               R - Regular  
               H - Handicapped parking

FOR FURTHER INFORMATION CONCERNING THE CITY OF BEVERLY HILLS PARKING FACILITIES, PLEASE CONTACT THE CITY OF BEVERLY HILLS DEPARTMENT OF PUBLIC WORKS AT 310.285.2552. AFTER NORMAL WORKING HOURS, OR IN CASE OF AN EMERGENCY, CALL 310.281.2798.